

überreicht durch / present by :

SCHRIEVER & SCHULZ & Co. GmbH
Vertriebsbüro für Mess- & Regeltechnik seit 1958

Eichstr. 25 B · D 30880 Laatzen

Tel. ++49 (0) 511 86 45 41 / Fax ++49 (0) 511 86 41 56
schriever@schriever-schulz.de || www.schriever-schulz.de




UPS - II

Smart loop calibrator for milliamps

S
P
U

- Sources and reads milliamps
- 24 Volt internal loop power
- Powers and reads 2-wire transmitters
- Reads and simulates dp-transmitters
- Fixed calibration currents
 - Auto-stepping for handsfree calibration
 - Auto-ramp cycling for endurance tests
 - Fixed currents for valve stroking



UPS - II



Specifications

SPECIFICATIONS

Output range
0-21.00 mA

Input range
0-21.00mA

Accuracy
0.05% of range

Resolution
10 microamps

Temperature effect
0.0015% /°F

Internal loop power
24 VDC stabilized

External loop power
56 VDC max.

Measurement input
12 Ohms including fuse

Drive capability
900 Ohms

Operating temperature
15°F to 120°F

Battery life
Sources 12 mA :13 hours
Measures :64 hours

Batteries
4x 1.5V AA Batteries

Loop mismatch
Flashes "LOOP"

Low battery
Flashes "LOBAT"

Overrange
Flashes "EEEE"

Reversed polarity
Flashes "POL"

Adaptor line/6 VDC
110V/60Hz

Housing
High impact ABS

Size
3" x 5" x 0.83"

Weight
9oz
Including batteries

The UPS-II can power (24VDC) and read 2-wire transmitters to perform field calibrations. Output currents are adjustable to a resolution of 10 microamps in both source and transmitter simulation modes.

FIXED STEPS

The calibrator can source or simulate fixed calibration currents to test or calibrate receivers and to stroke valves. Different current levels are available from the menu.

4-20mA linear	4	-	8	-	12	-	16	-	20mA
0-20mA linear	0	-	5	-	10	-	15	-	20mA
4-20mA sq.rt (flow)	4	-	5	-	8	-	13	-	20mA
0-20mA sq.rt (flow)	0	-	1.25	-	5	-	11.25	-	20mA
4-20mA	3.8	-	4	-	4.2	-	12	-	19 - 20 - 21mA

Output currents can be changed manually or automatically. The time between steps is 10 seconds in the auto-stepping mode. In the valve mode, auto-stepping will be:

3.8 - 4 - 4.2 or 19 - 20 - 21mA

RAMPING

The calibrator can source or simulate with high resolution a continuous up/down cycle between 4 and 20mA or 0 and 20mA. The travel time between limits is 60 seconds.

READING IN PERCENTAGE

The calibrator can display readings in percentage of a 4-20mA or 0-20mA span and can also read or simulate dP-transmitters directly in percentage of flow.

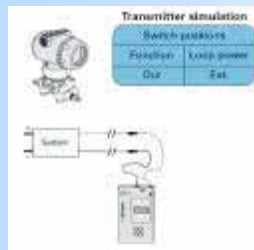
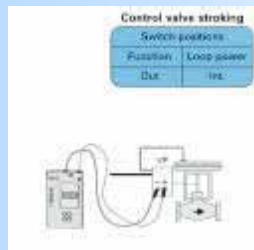
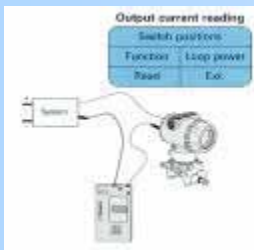
ORDERING INFORMATION

Model UPS-II (includes carrying case, set of batteries, instruction guide and spare fuse).

Optional line adaptor:

110V/60Hz Part No. 13602

230V/50Hz available as Part No. 13600



Continuing development sometimes necessitates specification changes without notice.



Ihr kompetenter Ansprechpartner / Your competent contact partner :

SCHRIEVER & SCHULZ & Co. GmbH Ing.- und Verkaufsbüro * seit 1958 * Eichstr. 25 B, D - 30880 Laatzen
Tel ++49 (0) 511 86 45 41 / Fax ++49 (0) 511 86 41 56 * www.schriever-schulz.de | schriever@schriever-schulz.de