

Standard Signal Monitoring Relay GS 500

Input 0/4 ... 20mA and 0/2 ... 10V DC

Features

- Output 1 relay SPDT limit contact
- High(HI) or low (LO) alarm switch selectable
- Time delay adjustable 0.1 ... 8 sec.
- Hysteresis (dead band) adjustable 1 ... 25%
- Indicating LED for set point
- Power on LED
- Full 3-port isolation
- Supply voltage 230V AC or 24V DC
- 22.5mm case for TS35 DIN rail mounting



General information

The GS500 can be used for monitoring physical processes presented as industry standard signal. Limit value can be set from 0 ... 100%

Short information

Configuration	input 0/4...20mA and 0/2...10V DC and switching performance (high or low) are switch selectable.
Output	adjustable time delay prevents faulty switching released from inrush currents or voltage spikes on the input signal. The adjustable hysteresis rejects little fluctuations of the input signal.

Technical data

Power supply

Supply voltage	: 230V AC \pm 10% or 24V DC -30/+40%
Frequency AC	: 47 ... 63Hz
Power consumption	: <3VA
Operating temperature	: -10 ... +50°C (-25°C ... +70°C possible, special device)
Rated voltage	: 250V \approx acc to VDE 0110 group 2 between input / output / supply voltage
Test voltage	: 4kV- between input / output / supply voltage
CE - conformity	: EN55022, IEC1000-4-3/4/5/11/13, EN60555

Input

Repeatability	: \leq 0.1%
Temperature coefficient	: \leq 0.01%/K
Current input	
Current range	: 0 ... 20mA / 4 ... 20mA switch selectable
Input resistance	: 125 Ω
Overload	: 2-times, 4-times max. 5 seconds
Voltage input	
Voltage range	: 0 ... 10V / 2 ... 10V DC switch selectable
Input resistance	: 40K Ω
Overload	: max. 100V DC

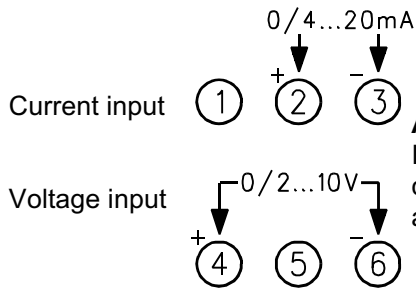
Output

Limit relay	: 250VAC < 250VA < 2A; 100VDC < 50W < 1A
Relay actuation	: high / low switch selectable
Hysteresis	: 1 ... 25%
Delay time	: 0.1 ... 8 sec.

Case

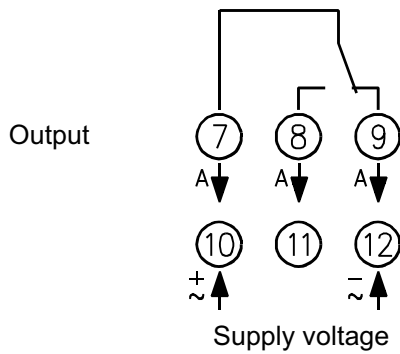
Weight	: approx. 200g
Connection	: screw terminals with pressure plate, max. 2.5mm ² wire
Protection	: case IP30, terminals IP20, finger safe acc. to German BGV A2

Connection diagram

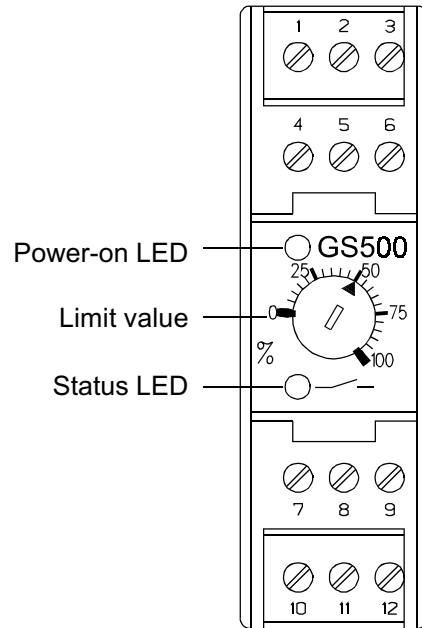


Attention !

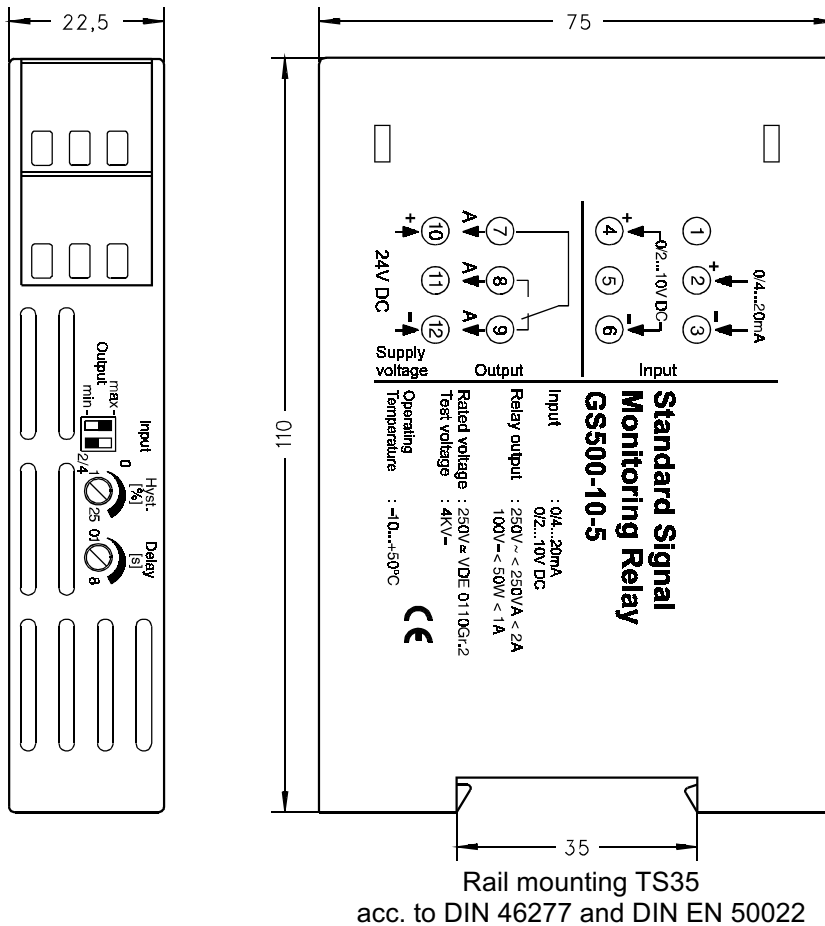
It's not permissible to use current and voltage inputs at the same time



Controls

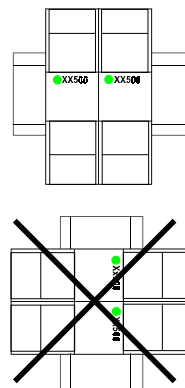


Dimensions



Caution:

Mounting of multiple units without distance is only permitted in vertical orientation!



Rail mounting TS35
acc. to DIN 46277 and DIN EN 50022

Order code

GS500 - ^{1.} - ^{2.}

1. Measuring range

10 Standard device
 0/4...20mA and 0/2...10V DC

2. Supply voltage (other supply voltage on request)

0 230V AC ±10%
5 24V DC -30/+40%